

A-dec
Inspire®

DENTAL
FURNITURE
COLLECTION



 **a dec**




A-DEC INSPIRE® 300

Made for dental. Designed to perform.

With an uncluttered profile and practical setup, A-dec's newest line of furniture bridges the gap between affordable and functional for the dental operatory. Designed exclusively for dental, reliable A-dec Inspire 300 is the kind of timeless furniture that works hard and stays in the background, letting you shine.

FINISHES



LAMINATE
Designer White



LAMINATE
5th Avenue Elm



SOLID SURFACE
Frosty White Mirage



UPHOLSTERY
Arugula


INTUITIVE CONFIGURATIONS

Well-designed from the ground up.


We've rethought our most popular configurations from the ground up. Intuitive and minimalistic, A-dec Inspire 300 is everything you need, in a budget-friendly, pre-configured system.

Now comes the tough part: choosing which one.


- 1



Hygiene console treatment system—12 o'clock
- 2




Upper storage cabinet or treatment system with monitor mount and clock
- 3




Side console with sink—56" left and right configuration


- 4



Lower hygiene workstation
- 5



Lower treatment workstation
- 6



Side storage—56"





FUNCTIONAL BY DESIGN

Sleek. Streamlined. Simple.

The modern design is made for efficiency and blends perfectly with our A-dec Inspire® 500 cabinet line, giving you the freedom to mix and match to suit your space and technical requirements.

Modern Simplicity

Crafted with tried-and-true components, A-dec dental furniture is designed for 20-plus years of use. And though practices change, the clean lines and functional design make it blendable and adaptable.

Mindful Sustainability

A-dec's sustainable best practices naturally include minimizing the environmental impact of our products on materials, suppliers, energy and waste. The A-dec Inspire collection is built with a conscious eye toward the sustainability of our planet.

Efficient Solutions

Well-designed dental furniture can have a big impact on your overall physical comfort. A-dec Inspire is thoughtfully planned with everything you need to work efficiently and comfortably all within reach.

DURABLE MATERIALS

Made to last. Tested to prove it.

The function of dental cabinetry is anything but normal. That's why we select durable materials and estimate how many times a practitioner is going to press a button or open a door or drawer, and run the product through those cycles to make sure it holds up. If it doesn't? We know why, and we redesign it before it enters production. Long-lasting reliability is built into every detail. Because dependability is the last thing you should worry about.



Hospital grade GFI-protected outlets are robust enough to withstand excessive plugging and unplugging.



Soft-close deactivation feature allows you to speed up the door closure rate.




Powder-coated handles won't wear or tarnish over the life of the product.



All doors are equipped with best-in-class, soft-close Blum® hinges, adjustable to three closure settings.

FINISHES



LAMINATE
Designer White




QUARTZ
Torquay



UPHOLSTERY
Ebony



^ Optional add-on.
See page 27.



WORK COMFORTABLY

It's all within reach.

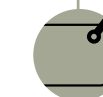
With unhealthy postures and repetitive hand motions, it's no wonder 40-60% of dental professionals suffer from work-related musculoskeletal issues.* A-dec Inspire 300 helps support your workflow with thoughtful features such as floating and swing-out shelves that bring devices to you, not the other way around.



Swing-out or side shelf (offered on A-dec 391 models) lets assistants keep materials and devices close at hand.



Left- or right-opening bifold door folds up and out of the way.



Floating shelf lets you position tubs and ancillary devices where you need them.

*Kimber Solana. 2021, December 18. "Wellness Countdown to 2022: 10. Ergonomic Support for Dentists, Dental Team," adanews.adadental.com

WHY CHOOSE INSPIRE

Durable materials, made for dental.

Proven quality materials are rigorously tested to withstand the day-to-day stressors of the dental environment. Backed by a five-year warranty, it's hassle-free dependability you can trust.



High-pressure laminate and thick 2-millimeter, color-matched edge banding on all panels absorbs impact that can happen in the dental environment.



Solid powder-coated steel subbase (rather than stainless cladding) keeps liquids from damaging furniture.



Robust solid surface and quartz countertops withstand abuse in the dental environment.



We bolt our products together with metal fasteners, wood screws, bolts, and cams. Using furniture assembling hardware means that if any parts need to be replaced, we can unbolt parts and replace it without having to replace the entire cabinet.



More than a warranty. It's a commitment.

At A-dec, our focus is on making dentistry better—which includes superior customer service along with superior dental products. Your A-dec dental furniture is backed by a five-year warranty, and a lifetime of customer support. We'll be here today, tomorrow, and well into the future. That's our commitment to you.

Durably and rigorously made.
Because what's inside matters.

Everyday cabinets are not designed to withstand the rigors of the dental environment. Durably and sustainably made from top-of-the-line materials, A-dec Inspire is crafted from parts and materials chosen specifically for the dental environment.

THE TEST OF TIME



A-dec Inspire materials endure environmental stressors from humidity and moisture to cleaning solutions and chemicals.



Custom cabinets are not made for the harsh operatory environment. Over time they may warp, chip, and gap due to weakened door hinges.



INSPIRE BY THE NUMBERS

Our standard is anything but typical.

A-dec products are built from innovation, imagination and investigation. But when it comes to testing, our scrupulous methods are scientifically designed to test for decades of reliability.

Here are a few favorite numbers.



We source decorative laminates and countertop materials from GREENGUARD certified suppliers.

9



patents in utility (functionality) and design (aesthetic).

Door hinges are cycle tested to ensure

20+ YEARS
of actual use.

CARB 2

(CALIFORNIA AIR RESOURCE BOARD)

Complies with stringent emissions (off-gas) requirements.

40+
dedicated design engineers.

12
MILLION
HOURS

of combined component testing in product development.



Complies with EPA Safe Drinking Water Act, restricting harmful substances from entering the waterlines.

THE INSPIRE
COLLECTION ISN'T JUST
BUILT FOR THE FUTURE,

*it's built with a
mindful eye toward the
sustainability of our planet.*

HYGIENE CONSOLE

How to organize? Your choice.

It's no secret that organization is key to the success of dental hygiene. That's why we designed this cabinet with a freed-up midsection that allows your team to choose how it's used. The tip-out bins and color-matched task light add to the efficiency.



Right- or left-hand cabinet works for everyone on the dental team.



Available with an upper pass-through or non-pass-through.



Bifold door storage module features adjustable slide-out shelf to deliver ancillary equipment.



Four-drawer module maximizes in-treatment room organization and storage.



TREATMENT CONSOLE

Keep everything in place—including you.

An integrated wall conceals utilities, while the console keeps equipment and supplies organized and within reach. The swing-out shelf moves to you, adding additional functional space for supplies and equipment.



Telescoping monitor mount glides vertically and horizontally for task-based positioning.



Side-opening door gives dental teams access to an ideally positioned swing-out shelf.



Pass-through or non-pass-through upper storage aligns with your treatment room design.



Dual floating shelves offer versatile positioning for procedural tubs and ancillary devices.

SIDE CONSOLE

It's more than just storage.

The lower side console is designed for treatment room productivity and functionality. A space to stage instruments keeps materials organized and within reach.



Lower double-door storage area is ideal for alternate procedure-specific equipment or patient comfort care items such as pillows or blankets.



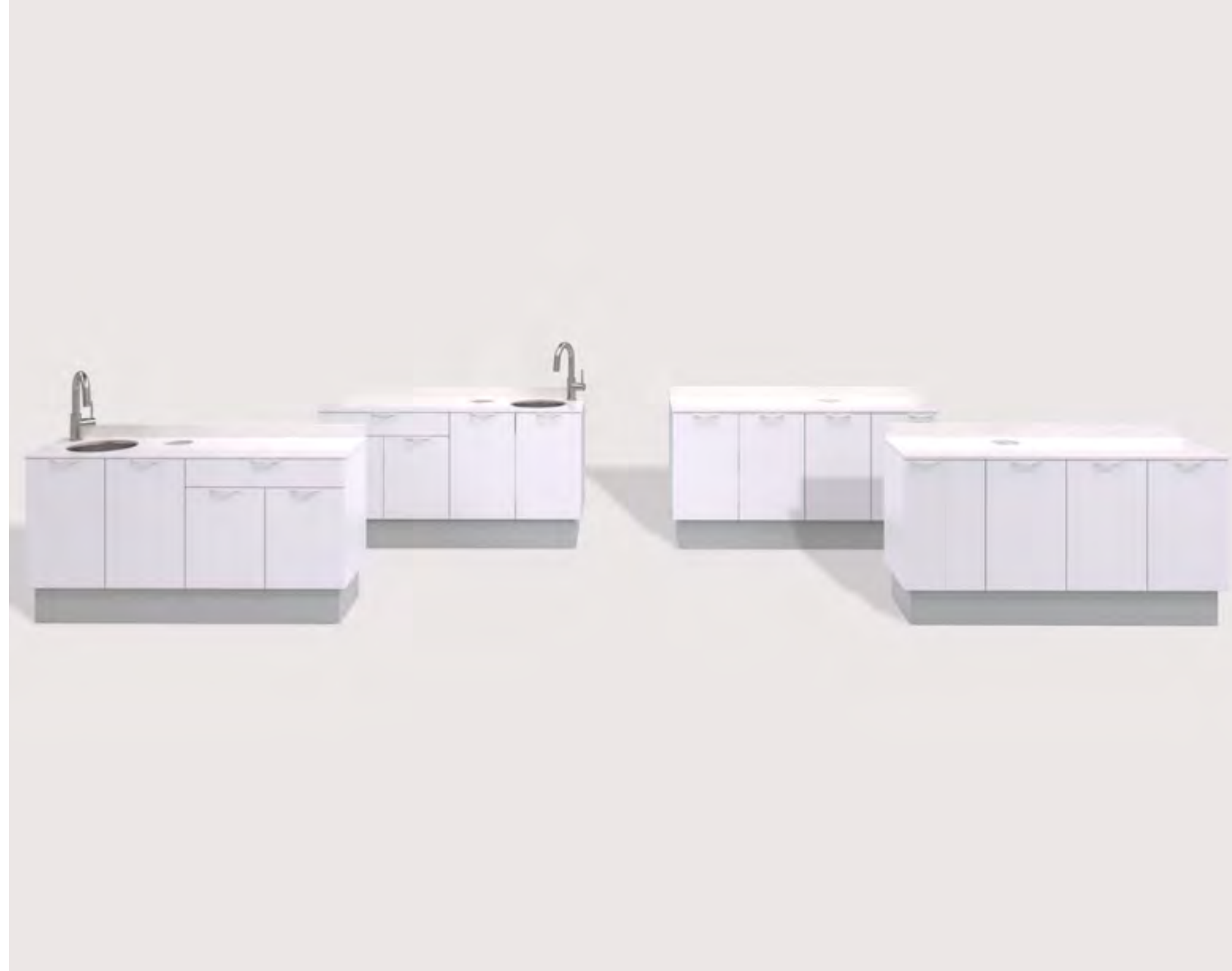
Countertop provides much needed space for staging instruments and supportive equipment for the day's scheduled procedures.



Large, wide drawer below the countertop offers access to treatment turnover supplies and individually pouched instruments for backup.



Easy-to-clean undermounted stainless steel sink features deep, straight sides for maximum handwashing capacity.



STORAGE CONSOLE

More storage? Yes, please!

Conveniently store bulk treatment room supplies from gloves and patient bibs to promotional items. The double door storage area is just right for blankets, pillows, and patient comfort items.



Through-countertop waste drop lets you quickly process used supplies.



Bifold door with slide-out equipment shelf gives you easy access to stored clinical devices.



Storage cabinet design keeps bulk treatment room supplies from gloves and patient bibs to promotional items close at hand.



Double-door storage area is roomy enough for blankets or pillows to keep patients comfortable.

STORAGE CART

This is going to be one busy cart.

The storage cart's sturdy, quiet wheels effortlessly move infrequently used instruments between operatories.



Three storage drawers keep items neatly concealed and at hand.




Metal top option features anti-slip mat to keep items in place.



One cart, many options: Match cabinet finish and cart top (quartz, solid surface or powder-coated metal) to your A-dec Inspire furniture.


FINISHES



LAMINATE
Designer White



LAMINATE
Looks Likatre



SOLID SURFACE
Rain Cloud



UPHOLSTERY
Ebony



TRAY CART

Large tray top makes the most of small spaces.

Share infrequently used or emergency technology from room to room.



Single drawer storage unit has an open space and secure, adjustable shelf.



Holds tubs and trays including Zirc® and Hu-Friedy®.



One cart, many options: Match cabinet finish and cart top (quartz, solid surface or powder-coated metal) to your A-dec Inspire furniture.



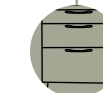
PROCEDURE CART

Use. Move. Repeat.

The large work surface with bumpers is ideally suited to help you quickly set up and redeploy tools and materials to swiftly transition between procedures.



Slide-out drawer delivers treatment room equipment.



Two lower drawers add extra storage.



One cart, many options: Match cabinet finish and cart top (quartz, solid surface or powder-coated metal) to your A-dec Inspire furniture.



A-dec Inspire® 300
Dental furniture collection

STERILIZATION CENTER

*Following processes couldn't be easier
when the flow is built in.*

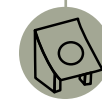
Red indicates contaminated. Blue indicates clean. Everything about the A-dec Inspire 500 sterilization center is designed to intuitively and visually follow established CDC guidelines for instrument processing protocols, and ultimately, streamline the flow of materials. With the ability to configure the furniture and beautifully blend with the A-dec Inspire 300 line, you can design the workflow to fit your space—and your needs.



Storage tower offers space to keep consumables or sterile instruments ready and waiting for the dental operator.



Customizable bins neatly hold items to prep trays and tubs for procedures.



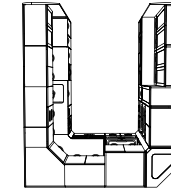
Easy-touch foot pedal opens cabinets and activates faucets reducing touch points.



Instrument dryer removes moisture from instruments prior to sterilization.

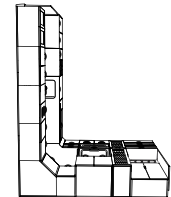
CONFIGURE A STERILIZATION CENTER THAT FITS YOUR SPACE

U-Shaped Style



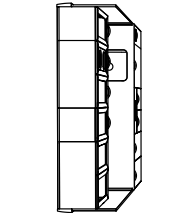
The U-shaped configuration creates a private space that is out of patient view.

L-Shaped Style



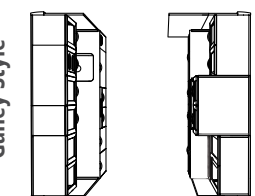
The L-shape is well suited for offices with a smaller footprint, or for replacing existing cabinetry.

Straight Style



If space is limited, a straight sterilization configuration may be the answer.

Galley Style



This configuration allows treatment room access from both sides, and lets patients see that you are serious about sterilization.

<< A-dec Inspire 500 sterilization center

ADD-ON FEATURES

Mix and match with A-dec Inspire 500 series.

Our two A-dec Inspire furniture collections are designed for seamless mix-and-match capability, with a shared color palette that makes it easy. And with optional add-ons such as color-coded organizational trays and monitor mounts, you can target features to increase productivity and optimize workflow.



Explore your options at
a-dec.com/inspire500

Sterilization center storage tower



Task lighting and power panel



Color-coded bins



Gliding monitor mount



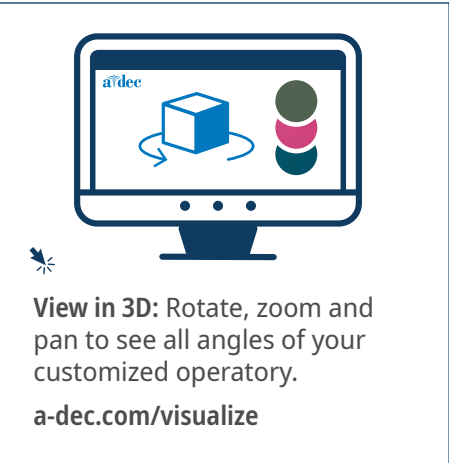
Control center



Streamlined sterilization



Customizable sterilization center bins



View in 3D: Rotate, zoom and pan to see all angles of your customized operator.
a-dec.com/visualize

Built-in instrument dryer

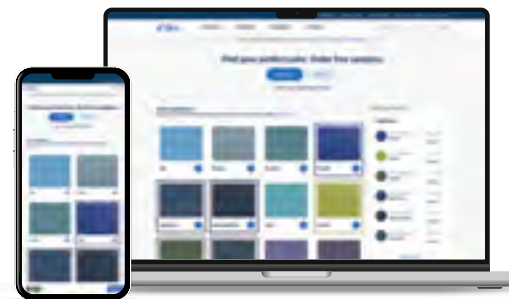



Doctor/assistant delivery system



Reliable Creative Solutions

FOR DENTAL PROFESSIONALS WORLDWIDE



Find your perfect color. Order free samples.
a-dec.com/color

A-dec Headquarters

2601 Crestview Drive
Newberg, Oregon 97132 USA

P: 1.800.547.1883 within USA/CAN

P: +1.503.538.7478 outside USA/CAN

a-dec.com

Other Locations

A-dec Nashville Experience Center

A-dec Australia

A-dec United Kingdom

Any colors and products shown may vary and are subject to change without notice.
Contact your authorized A-dec dealer for the most current product information.
All trademarks in this document are subject to the trademark rights of A-dec, its
affiliates, and their collective suppliers in the United States and foreign countries.

©2024 A-dec Inc. All rights reserved. 85.1058.00/02-24/2125M/BB/RevA

