



A-dec® 400

Chair and Options

CONNECT TO
WHAT'S NEXT

A-dec+ | A-dec 500 Pro | A-dec 300 Pro

a[®]dec

Contemporary luxury and proven reliability, together in one.

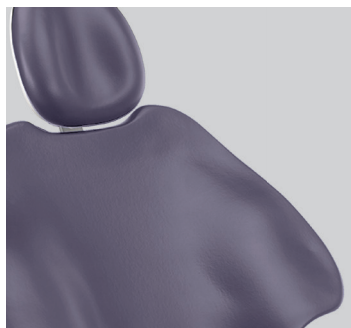
The A-dec® 400 chair marries form and function to benefit both you and your patients—with a distinctive design, optimal patient comfort, and uninhibited dental team access.

Thoughtfully designed and engineered with legendary attention to detail, the A-dec 400 chair delivers reliable performance at a beautiful price. Day after day. Year after year.





optional lever release headrest shown



PURE COMFORT

Bring more relaxation to the treatment room

Patient comfort is essential to reducing anxiety. The A-dec 400 chair helps put your patients at ease, with pressure-mapped surfaces for support and smooth, quiet positioning for peace of mind.

VIRTUAL PIVOT

Synchronizes movement of the chair with the patient's anatomy and movements.

TWO-POSITION ARMRESTS

Provide comfortable arm and elbow support with a robust, weight-bearing design for easy entry and exit.

TOEBOARD TILT DESIGN

Supports the patient's lower legs to create a gentle cradling effect.

DUAL-ARTICULATING GLIDING HEADREST

Adjusts easily for optimal patient positioning.

RICH UPHOLSTERY

Includes sleek formed and luxurious sewn styles, in a wide range of designer colors.





HEALTHY POSITIONING

Long-lasting comfort with less pain and fatigue

The key to daily productivity—and a long career—is being comfortable while you work. The A-dec 400 chair is designed to keep your movements fluid and your posture in healthy alignment. See why the smart ergonomics of the A-dec 400 are a smart investment in yourself.

ULTRA-THIN BACKREST

The slim, flexible profile allows you to tuck your knees under the chair and work in a healthy, natural position: legs under the patient, elbows at your side.

LOW BASE-DOWN POINT

Whatever your height, the A-dec 400 chair adjusts for perfect positioning. Roll in close to the patient, and enjoy excellent access to the oral cavity.

MINIMAL DISTRACTIONS

A-dec delivery systems position handpieces and ancillaries right at your fingertips—eliminating unnecessary motion to help you stay focused.

THOUGHTFUL DESIGN

Little details make a big difference

Every A-dec product is designed to help you work more easily and efficiently, while supporting a safe practice. We control even the smallest details of the manufacturing process, to ensure years of hassle-free reliability and consistent performance—so you can always practice with confidence.

BUILT-IN INFECTION CONTROL

At the heart of the delivery system is a control block designed for patient health and trouble-free performance. Water circulates every time you activate a handpiece, minimizing trapped, stagnant water.

SELF-CONTAINED WATERLINE MAINTENANCE

A-dec tubing is made with AlphaSan® to protect against odor, foul taste, and deterioration. The 2-liter bottle's internal pickup tube and quick-disconnect fitting make removal and replacement easy, while reducing the chance of cross-contamination.

VERSATILE POSITIONING

Our Radius® configuration accommodates both left- and right-handed doctors, with deliveries and support modules that rotate quickly and easily around the chair. Delivery systems can mount from the front of the chair, from the side or rear cabinetry, or the wall.





PERFECTLY PARTNERED

Add the A-dec 300 Pro delivery to futureproof your practice

Accessible, flexible, and evolved, the A-dec 300 Pro delivery partners seamlessly with your A-dec 400 chair. Enjoy powerful performance today, with the freedom to upgrade in the future. Adding the A-dec⁺ Gateway opens even more possibilities, by connecting you to the A-dec⁺ updatable software platform. As technology evolves, you'll have the digital foundation in place to grow your A-dec equipment.

OPEN PLATFORM

Easy to configure and customize now, and upgrade in the future as your practice needs grow.

PIVOTING CONTROL HEAD

Reduces hand strain and fatigue as you practice.

PUSH-BUTTON FLEXARM BRAKE

Conveniently lock-in the delivery system position at the desired height.

RESPONSIVE CONTROL

The intuitive Control Pad 5i shows just what you need to know in the moment, for streamlined control of your handpieces, integrated accessories, chair, and dental light.

CONNECT YOUR WAY

The A-dec⁺ Gateway connects via Ethernet or Wi-Fi. Register on the mobile app to have software updates sent directly to you via the A-dec⁺ Gateway, then install them when it's convenient.

SEE HOW YOUR EQUIPMENT
CAN GROW WITH YOU:



A-DEC 400 OPTIONS

DELIVERY SYSTEMS

Choose from eight ergonomic delivery options for your handpieces and accessories: A-dec 300 Pro Radius® or support chair-mounted delivery (Traditional and Continental); A-dec 300 Pro side delivery; or A-dec 500 Pro or 300 Pro cabinet-mounted 12 o'clock duo delivery.

DENTAL LIGHTS

A-dec 300 and 500 LED lights offer balanced intensity and a uniform light pattern without unwanted shadows. Touchless on/off sensor combines with touchpad control and auto on-off chair presets for multiple light-activation options.

CHAIR-MOUNTED ASSISTANT'S INSTRUMENTATION

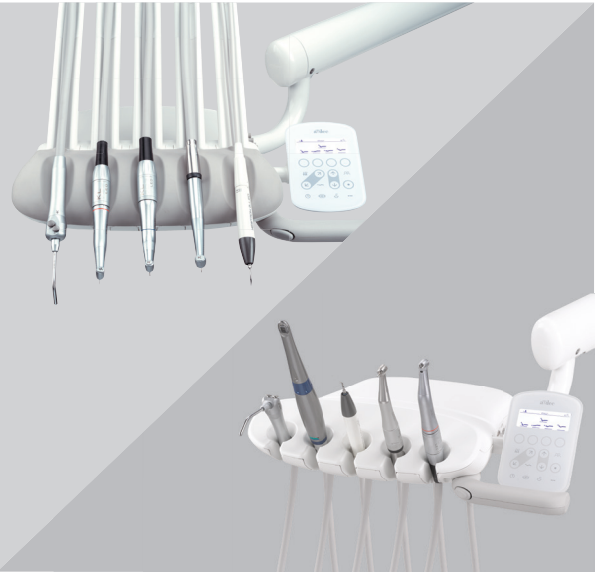
Radius design, available in short-arm and long-arm styles with integrated control pad. Choice of single 3- or 4-position holder, or dual 2-position holder.

MONITOR MOUNT


Dual pivot arm includes pre-routed HDMI and power cables. Support-side monitor mount swivels 430° and pivots up to 85° to accommodate viewing from the seated and supine positions.

CUSPIDOR


Made of stain-resistant vitreous china. Rotates ±90° for better patient access. The timed cup fill and bowl rinse functions are programmable on the control pad.



FORMED COLORS




sky blue



indigo




sapphire



amethyst



lemongrass



paprika



hazelnut



tawny



driftwood




black

SEWN COLORS



sky




riviera




st. john



pacific




blueberry



diplomat blue




cyan



parrot




arugula




poseidon




lapis



plum



fuchsia



vivid punch



apricot




campfire



pecan



curry



salt



chamois



shore



papyrus




sable



cave




arctic




timberwolf



granite



charcoal



schooner



ebony



ORDER SAMPLES AND GET YOUR HANDS
ON THE LATEST COLORS.
ACTUAL COLORS MAY VARY.

A-DEC 411 DENTAL CHAIR

Range of lift height	13.75" to 31.5" (349mm to 800mm); Low point 14.75" (375mm) with dual mounting
Thin flexible backrest	1.25" (32mm)
Chair swivel	60 ° (30 ° each side of center)
Left/right convertible	Yes
Dual-articulating gliding headrest	Yes
Integrated 300-watt power supply	Yes
Control Pad or Foot Switch	Both
Drive system	Hybrid drive (electromechanical tilt, hydraulic base)
Upholstery options	Sewn or formed
Monitor mount options	Light, monitor arm

DELIVERY SYSTEMS

	A-DEC 300 PRO CONTINENTAL	A-DEC 300 PRO TRADITIONAL	A-DEC 300 PRO 12 O'CLOCK*
Control block	Standard 3-position, Standard 4-position w/ CP5i Optional 4-position w/ CP5	Standard 3-position, Standard 4-position w/ CP5i Optional 4-position w/ CP5	Standard 3-position, Standard 4-position w/ CP5i Optional 4-position w/ CP5
Left/right conversion	Yes, when Radius mounted	Yes, when Radius mounted	Yes
Holder positions	up to 5	5	5
Brake handle(s)	1 standard, 2nd optional	1 standard, 2nd optional	N/A
User interface options	CP5 or CP5i	CP5 or CP5i	CP5 or CP5i
Quad-voltage intraoral light source	Optional	Optional	Optional
Foot control	Standard disc with wet/dry Optional chip blower or lever style w/ CP5 Standard chip blower or lever style w/ CP5i	Standard disc with wet/dry Optional chip blower or lever style w/ CP5 Standard chip blower or lever style w/ CP5i	Standard disc with wet/dry Optional chip blower or lever style w/ CP5 Standard chip blower or lever style w/ CP5i
Arm system	Balanced flexarm with air brake A-dec 333pro - Radius mount A-dec 335pro - Support mount	Balanced flexarm with air brake A-dec 332pro - Radius mount A-dec 334pro - Support mount Manual height adjustment A-dec 336pro - Radius mount Balanced flexarm without air brake A-dec 342pro	Independent manual height adjustment for doctor's controls and assistant's worksurface
Integrated saliva ejector	N/A	Optional on A-dec 336pro	N/A

* US/CANADA ONLY

A-DEC: PEACE OF MIND YOU CAN TRUST.

Reliable. Well designed. Future-ready. Rest assured, your A-dec 400 chair and delivery are ready to work without fail—patient after patient, day after day, for years to come. Engineered with legendary A-dec quality and reliability, tested for 20 years of life, and backed with superior A-dec service and support—this is proven performance you can trust. So you can practice without distraction.



More than a warranty. It's a commitment.

At A-dec, our focus is on making dentistry better—which includes superior customer service along with superior dental products. Your A-dec 400 equipment is backed by a five-year warranty, and a lifetime of customer support. We'll be here today, tomorrow, and well into the future. That's our commitment to you.

A-dec Headquarters

2601 Crestview Drive
Newberg, Oregon 97132 USA
P: 1.800.547.1883 within USA/CAN
P: +1.503.538.7478 outside USA/CAN
a-dec.com

Other Locations:

A-dec Nashville Experience Center
A-dec Australia
A-dec China
A-dec United Kingdom

The products shown may vary and are subject to change without notice. Contact your authorized A-dec dealer for the most current product information. A-dec, the A-dec logo, A-dec 300 Pro, Continental, and Radius are registered trademarks or trademarks of A-dec, Inc. in the United States and may also be registered trademarks or trademarks in other countries. NSK, KaVo, Dentsply Sirona, Acteon, Apple, and Android are registered trademarks or trademarks of their respective owners. There is no affiliation between A-dec and Apple or Google.

©2023 A-dec Inc. All rights reserved.



85.0393.00/BB/3.5M/06-23/L